



sftp1 WINSXP.vb WINSXP.vb [Design]

Application

Compile

Debug

References

Resources

Settings

Signing

Security

Publish

Files Add Resource Remove Resource

Add existing file to resources

Look in:

WinSCP

- Desktop
- My Projects
- My Computer

Nome Data de modificação Tipo Tamanho Tools

- PuTTY
- DragExt64.dll
- license.txt
- unins000.dat
- unins000.exe
- unins000.msg
- WinSCP.com
- WinSCP.exe



Warnings 0 Messages

File name:

[Empty text box]

Files of type:

All Files (*.*)



↑

PROPERTY
ADD
RESOURCES
FILE
WinSCP.COM
WinSCP.EXE

```
Private _connect As String = ""

Public Sub New_connection(ByVal host As String, ByVal username As String, _
    ByVal password As String, Optional ByVal port As Integer = 22)

    'get the full path to the systems temp folder for storing
    'the WinSCP.com and WinSCP.exe files in.
    Dim tempPath As String = Path.GetTempPath


    'check to see if the WinSCP files are in the temp path.
    'if they are not then copy them from the resources.
    If File.Exists(tempPath & "WinSCP.com") = False Then
        File.WriteAllBytes(tempPath & "WinSCP.com", My.Resources.WinSCP)
    End If
    If File.Exists(tempPath & "WinSCP.exe") = False Then
        File.WriteAllBytes(tempPath & "WinSCP.exe", My.Resources.WinSCP1)
    End If

    'attempt to get the host key from the SSH server. This
    'is required to make a connection to the server without storing it
    'in the winscp.ini file.
    Dim hostKey = GetAndStoreFingerprint(host & ":" & port.ToString)

    'build connection string for opening ssh connections
```

Warnings 0 Messages

	File	Line	Column
not a member of 'Resources'.	WINSKP.vb	22	57
not a member of 'Resources'.	WINSKP.vb	25	57



sftp1 WINSERP.vb WINSERP.vb [Design]

Application
Compile
Debug
References
Resources
Settings
Signing
Security
Publish

Files Add Resource Remove Resource

Add existing file to resources

Look in: WinSCP

- Área de Trabalho
- Computador
 - Sistema (C:)
 - Arquivos de Programas (x86)
 - WinSCP**

Desktop
My Projects
My Computer

FTP Locations
Add/Modify FTP Locations

File name:

Files of type: All Files (*.*)

WinSCP INSTALL FOLDER

Warnings 0 Messages

	File	Line	Col
not a member of 'Resources'.	WINSERP.vb	22	57
not a member of 'Resources'.	WINSERP.vb	25	57



WINSKP.vb WINSKP.vb [Design]

WINSKP

Upload2

```
Private _connect As String = ""

Public Sub New_connection(ByVal host As String, ByVal username As String, _
    ByVal password As String, Optional ByVal port As Integer = 22)

    'get the full path to the systems temp folder for storing
    'the WinSCP.com and WinSCP.exe files in.
    Dim tempPath As String = Path.GetTempPath

    'check to see if the WinSCP files are in the temp path.
    'if they are not then copy them from the resources.
    If File.Exists(tempPath & "WinSCP.com") = False Then
        File.WriteAllBytes(tempPath & "WinSCP.com", My.Resources.WinSCP)
    End If

    If File.Exists(tempPath & "WinSCP.exe") = False Then
        File.WriteAllBytes(tempPath & "WinSCP.exe", My.Resources.WinSCP1)
    End If

    'attempt to get the host key from the SSH server. This
    'is required to make a connection to the server without storing it
    'in the winscp.ini file.
    Dim hostKey = GetAndStoreFingerprint(host & ":" & port.ToString)

    'build connection string for opening ssh connections
```

ges

File

Line

127.0.0.1 PORT: 22 EXIT

 PWORD:

LOAD

CH+FILE REMOTE:

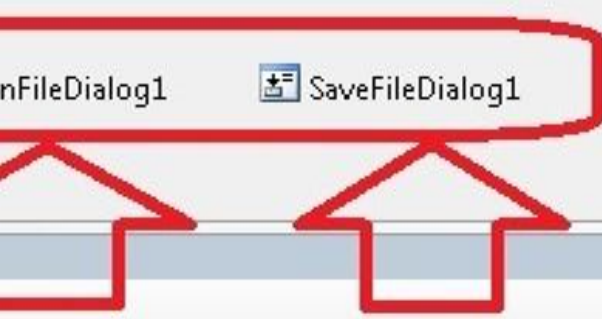
CH+FILE LOCAL: BROWSER1

 option confirm off ls (list dir)

DOWNLOAD

CH+FILE REMOTE:

CH+FILE LOCAL: BROWSER2



- vs Form...
- ontrol...
- m... Ctrl+Shift+A
- Item... Ctrl+D
- s
- ce...
- ference...
- ies...
- Signing
- Security
- Publish

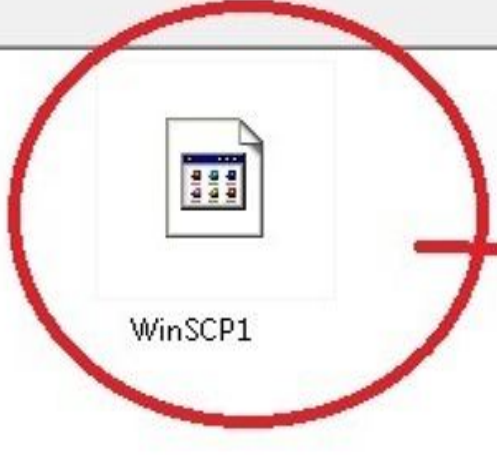


WINSCP.vb [Design]

Files **Add Resource** Remove Resource



WinSCP



WinSCP1

WinSCP.COM

WinSCP.EXE